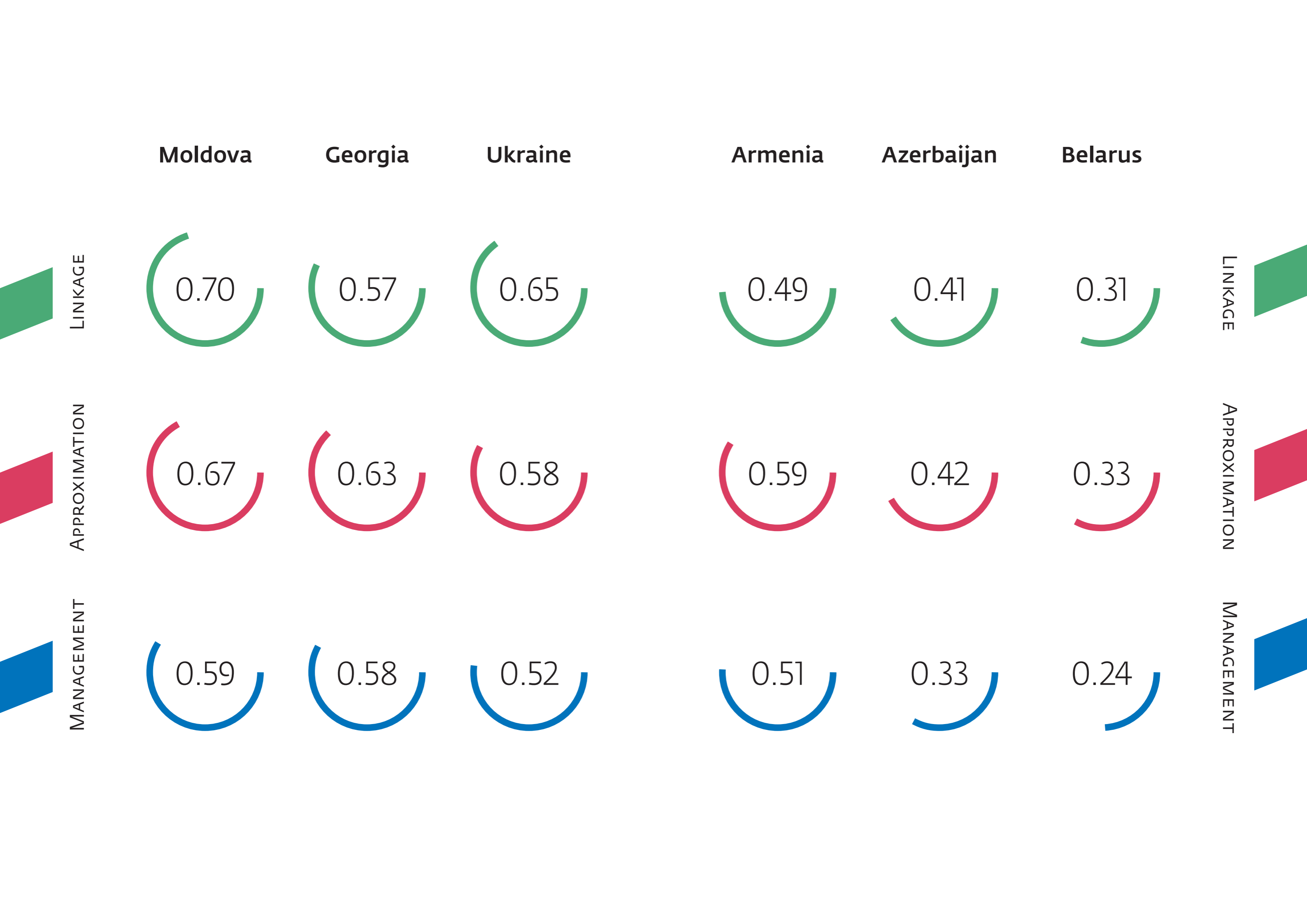




# EUROPEAN INTEGRATION INDEX 2013 FOR EASTERN PARTNERSHIP COUNTRIES



Moldova

Georgia

Ukraine

Armenia

Azerbaijan

Belarus

LINKAGE

0.70

0.57

0.65

0.49

0.41

0.31

APPROXIMATION

0.67

0.63

0.58

0.59

0.42

0.33

MANAGEMENT

0.59

0.58

0.52

0.51

0.33

0.24

LINKAGE

APPROXIMATION

MANAGEMENT

## Moldova

## Georgia

## Ukraine

## Armenia

## Azerbaijan

## Belarus

LINKAGE



LINKAGE

### POLITICAL DIALOGUE



0.79

0.69

0.88

0.69

### POLITICAL DIALOGUE

0.62

0.28



### TRADE AND ECONOMIC INTEGRATION



0.71

0.54

0.72

0.54

### TRADE AND ECONOMIC INTEGRATION

0.57

0.38



### SECTORAL COOPERATION



0.61

0.51

0.66

0.23

### SECTORAL COOPERATION

0.36

0.32



### PEOPLE-TO-PEOPLE



0.71

0.47

0.54

0.46

### PEOPLE-TO-PEOPLE

0.28

0.34



### ASSISTANCE



0.68

0.65

0.46

0.52

### ASSISTANCE

0.25

0.21



Moldova

Georgia


Ukraine

Armenia

Azerbaijan

Belarus

APPROXIMATION



APPROXIMATION

DEEP AND SUSTAINABLE DEMOCRACY



0.75

0.64

0.60

0.59

DEEP AND SUSTAINABLE DEMOCRACY

0.31

0.27



MARKET ECONOMY and DCFTA



0.61

0.66

0.54

0.57

MARKET ECONOMY and DCFTA

0.43

0.38



SECTORAL APPROXIMATION



0.65

0.59

0.60

0.62

SECTORAL APPROXIMATION

0.53

0.35



Moldova

Georgia

Ukraine

Armenia

Azerbaijan

Belarus

MANAGEMENT

MANAGEMENT



INSTITUTIONAL ARRANGEMENTS FOR EUROPEAN INTEGRATION  
*(coordination and implementation)*

INSTITUTIONAL ARRANGEMENTS FOR EUROPEAN INTEGRATION  
*(coordination and implementation)*



0.73

0.63

0.43

0.57

0.23

0.03



LEGAL APPROXIMATION MECHANISM

LEGAL APPROXIMATION MECHANISM



0.59

0.59

0.66

0.47

0.41

0.03



MANAGEMENT OF EU ASSISTANCE

MANAGEMENT OF EU ASSISTANCE



0.63

0.56

0.44

0.50

0.44

0.81



TRAINING IN THE FIELD OF EUROPEAN INTEGRATION

TRAINING IN THE FIELD OF EUROPEAN INTEGRATION



0.29

0.36

0.50

0.57

0.29

0.00



AWARENESS RAISING ON EUROPEAN INTEGRATION

AWARENESS RAISING ON EUROPEAN INTEGRATION



0.36

0.43

0.36

0.43

0.21

0.14



PARTICIPATION OF CIVIL SOCIETY

PARTICIPATION OF CIVIL SOCIETY



0.92

0.92

0.75

0.50

0.42

0.42



LINKAGE VS APPROXIMATION

LINKAGE VS APPROXIMATION

### Moldova


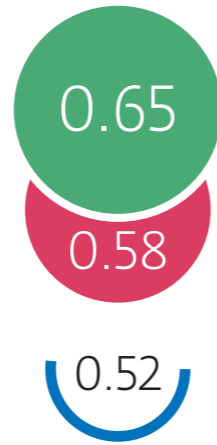
### Georgia

### Ukraine

### Armenia

### Azerbaijan

### Belarus



#### ECONOMY

#### ECONOMY



0.71 / 0.61

0.54 / 0.66

0.72 / 0.54

0.54 / 0.57

0.57 / 0.43

0.38 / 0.38



#### FREEDOM, SECURITY AND JUSTICE

#### FREEDOM, SECURITY AND JUSTICE



0.94 / 0.99

0.59 / 0.82

0.82 / 0.83

0.35 / 0.58

0.17 / 0.56

0.24 / 0.38



#### ENERGY

#### ENERGY



0.51 / 0.59

0.59 / 0.47

0.68 / 0.41

0.18 / 0.49

0.65 / 0.24

0.40 / 0.19



#### TRANSPORT

#### TRANSPORT



0.39 / 0.53

0.36 / 0.58

0.48 / 0.56

0.18 / 0.67

0.26 / 0.65

0.31 / 0.15



#### PEOPLE-TO-PEOPLE

#### PEOPLE-TO-PEOPLE



0.71 / 0.48

0.47 / 0.51

0.54 / 0.64

0.46 / 0.72

0.28 / 0.67

0.34 / 0.39



#### ASSISTANCE / DEEP AND SUSTAINABLE DEMOCRACY

#### ASSISTANCE / DEEP AND SUSTAINABLE DEMOCRACY



0.68 / 0.75

0.65 / 0.64

0.46 / 0.60

0.52 / 0.59

0.25 / 0.31

0.21 / 0.27



# Moldova

## LINKAGE



### POLITICAL DIALOGUE



0.79

### TRADE AND ECONOMIC INTEGRATION



0.71

### SECTORAL COOPERATION



0.61

### PEOPLE-TO-PEOPLE



0.71

### ASSISTANCE



0.68

## APPROXIMATION



### DEEP AND SUSTAINABLE DEMOCRACY



0.75

### MARKET ECONOMY and DCFTA



0.61

### SECTORAL APPROXIMATION



0.65

## MANAGEMENT



### INSTITUTIONAL ARRANGEMENTS FOR EUROPEAN INTEGRATION (coordination and implementation)



0.73

### LEGAL APPROXIMATION MECHANISM



0.59

### MANAGEMENT OF EU ASSISTANCE



0.63

### TRAINING IN THE FIELD OF EUROPEAN INTEGRATION



0.29

### AWARENESS RAISING ON EUROPEAN INTEGRATION



0.36

### PARTICIPATION OF CIVIL SOCIETY



0.92





# Moldova



# Georgia




## LINKAGE



-  POLITICAL DIALOGUE  
0.69
-  TRADE AND ECONOMIC INTEGRATION  
0.54
-  SECTORAL COOPERATION  
0.51
-  PEOPLE-TO-PEOPLE  
0.47
-  ASSISTANCE  
0.65







## APPROXIMATION



-  DEEP AND SUSTAINABLE DEMOCRACY  
0.64
-  MARKET ECONOMY and DCFTA  
0.66
-  SECTORAL APPROXIMATION  
0.59

## MANAGEMENT



-  INSTITUTIONAL ARRANGEMENTS FOR EUROPEAN INTEGRATION (coordination and implementation)  
0.63
-  LEGAL APPROXIMATION MECHANISM  
0.59
-  MANAGEMENT OF EU ASSISTANCE  
0.56
-  TRAINING IN THE FIELD OF EUROPEAN INTEGRATION  
0.36
-  AWARENESS RAISING ON EUROPEAN INTEGRATION  
0.43
-  PARTICIPATION OF CIVIL SOCIETY  
0.92

# Georgia





# Ukraine

## LINKAGE



POLITICAL DIALOGUE

0.88

TRADE AND ECONOMIC INTEGRATION



0.72

SECTORAL COOPERATION



0.66



PEOPLE-TO-PEOPLE

0.54



ASSISTANCE

0.46

## APPROXIMATION



DEEP AND SUSTAINABLE DEMOCRACY

0.60



MARKET ECONOMY and DCFTA

0.54



SECTORAL APPROXIMATION

0.60

## MANAGEMENT



INSTITUTIONAL ARRANGEMENTS FOR EUROPEAN INTEGRATION  
*(coordination and implementation)*

0.43



LEGAL APPROXIMATION MECHANISM

0.66



MANAGEMENT OF EU ASSISTANCE

0.44



TRAINING IN THE FIELD OF EUROPEAN INTEGRATION

0.50



AWARENESS RAISING ON EUROPEAN INTEGRATION

0.36



PARTICIPATION OF CIVIL SOCIETY

0.75

# Ukraine



# Armenia

## LINKAGE



POLITICAL DIALOGUE

0.69

TRADE AND ECONOMIC INTEGRATION



0.54

SECTORAL COOPERATION



0.23



PEOPLE-TO-PEOPLE

0.46



ASSISTANCE

0.52

## APPROXIMATION



DEEP AND SUSTAINABLE DEMOCRACY

0.59



MARKET ECONOMY and DCFTA

0.57



SECTORAL APPROXIMATION

0.62

## MANAGEMENT



INSTITUTIONAL ARRANGEMENTS FOR EUROPEAN INTEGRATION  
*(coordination and implementation)*

0.57



LEGAL APPROXIMATION MECHANISM

0.47



MANAGEMENT OF EU ASSISTANCE

0.50



TRAINING IN THE FIELD OF EUROPEAN INTEGRATION

0.57



AWARENESS RAISING ON EUROPEAN INTEGRATION

0.43



PARTICIPATION OF CIVIL SOCIETY

0.50

# Armenia



# Azerbaijan




## LINKAGE



-  POLITICAL DIALOGUE  
0.62
-  TRADE AND ECONOMIC INTEGRATION  
0.57
-  SECTORAL COOPERATION  
0.36
-  PEOPLE-TO-PEOPLE  
0.28
-  ASSISTANCE  
0.25



## APPROXIMATION



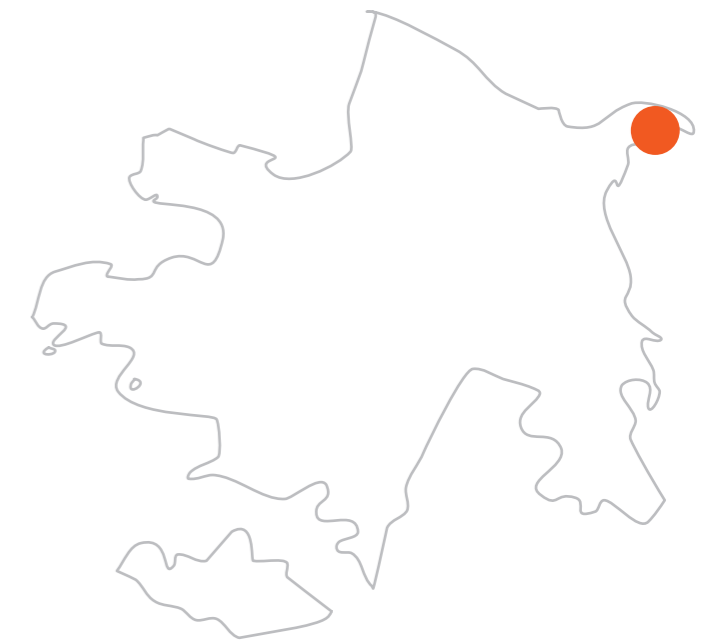
-  DEEP AND SUSTAINABLE DEMOCRACY  
0.31
-  MARKET ECONOMY and DCFTA  
0.43
-  SECTORAL APPROXIMATION  
0.53

## MANAGEMENT




-  INSTITUTIONAL ARRANGEMENTS FOR EUROPEAN INTEGRATION (coordination and implementation)  
0.23
-  LEGAL APPROXIMATION MECHANISM  
0.41
-  MANAGEMENT OF EU ASSISTANCE  
0.44
-  TRAINING IN THE FIELD OF EUROPEAN INTEGRATION  
0.29
-  AWARENESS RAISING ON EUROPEAN INTEGRATION  
0.21
-  PARTICIPATION OF CIVIL SOCIETY  
0.42

# Azerbaijan




# Belarus

## LINKAGE




- 

POLITICAL DIALOGUE  
0.28
- 

TRADE AND ECONOMIC INTEGRATION  
0.38
- 


SECTORAL COOPERATION  
0.32
- 


PEOPLE-TO-PEOPLE  
0.34
- 


ASSISTANCE  
0.21

## APPROXIMATION



- 

DEEP AND SUSTAINABLE DEMOCRACY  
0.27
- 

MARKET ECONOMY and DCFTA  
0.38
- 

SECTORAL APPROXIMATION  
0.35

## MANAGEMENT



- 

INSTITUTIONAL ARRANGEMENTS FOR EUROPEAN INTEGRATION  
*(coordination and implementation)*  
0.03
- 

LEGAL APPROXIMATION MECHANISM  
0.03
- 

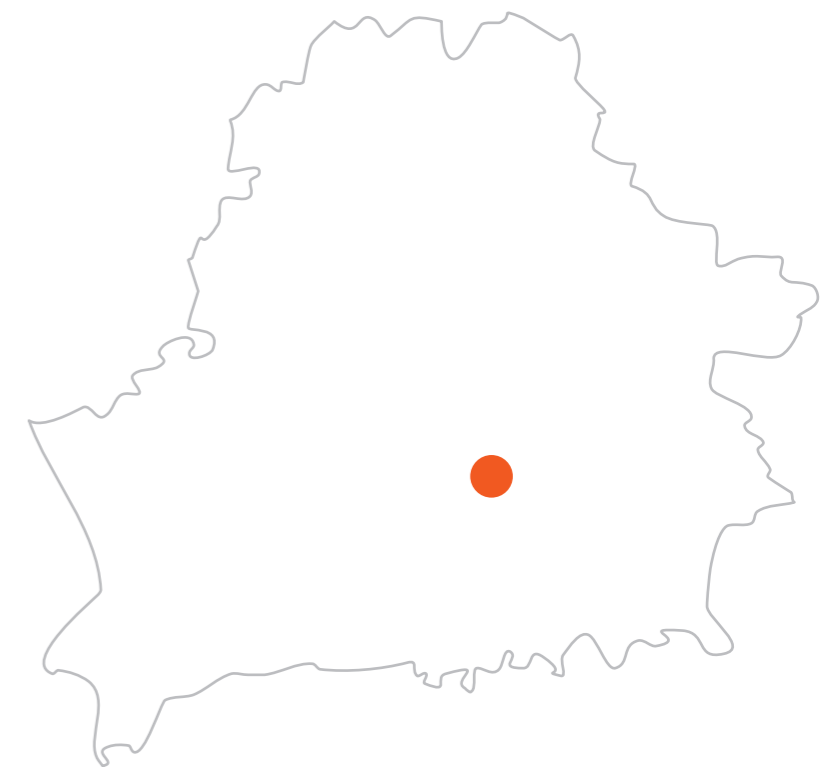
MANAGEMENT OF EU ASSISTANCE  
0.81
- 

TRAINING IN THE FIELD OF EUROPEAN INTEGRATION  
0.00
- 

AWARENESS RAISING ON EUROPEAN INTEGRATION  
0.14
- 

PARTICIPATION OF CIVIL SOCIETY  
0.42

# Belarus



Moldova

Georgia

Ukraine

Armenia

Azerbaijan

Belarus



0.75



0.64



0.60



0.59



0.31



0.27

ELECTIONS (*national level*)ELECTIONS (*national level*)

0.75

0.56

0.51

0.46

0.05

0.16

MEDIA FREEDOM, ASSOCIATION AND ASSEMBLY RIGHTS

MEDIA FREEDOM, ASSOCIATION AND ASSEMBLY RIGHTS

0.67

0.63

0.58

0.55

0.26

0.19

HUMAN RIGHTS

HUMAN RIGHTS

0.75

0.59

0.72

0.55

0.48

0.13

INDEPENDENT JUDICIARY

INDEPENDENT JUDICIARY

0.75

0.81

0.47

0.62

0.22

0.19

QUALITY OF PUBLIC ADMINISTRATION

QUALITY OF PUBLIC ADMINISTRATION

0.78

0.52

0.59

0.63

0.49

0.34

FIGHTING CORRUPTION

FIGHTING CORRUPTION

0.75

0.75

0.57

0.65

0.33

0.40

ACCOUNTABILITY

ACCOUNTABILITY

0.83


0.63

0.74

0.66

0.34

0.48



Linkage vs Approximation 2012–2013 shift

